



Model Code F2289

revision 00 of 23-03-16
(the present replaces any previous versions)

Designer: centro studi interno

Structure: pinewood, beech-wood, multilayer and plywood covered with polyurethane foam

Spring system: elastic webbing

Seat Padding: seat cushions in ecologic polyurethane foam and memory foam sheet, covered with 100% polyester layer

Back Padding: ecological polyurethane foam covered with 100% polyester padding

Arm Interior: armrest cushions in mollapiuma (feather mix and synthetic fibrefill)

Removability: not available. Loose seat cushions and armrests

Sewing: leather covers feasible with contrast stitching in the colors available; cuts and sewing vary on microfiber (or fabric) covers. The model features a decorative stitch (embroidery stitch n° 1_1 AGO/needle) on the cushions.

Mechanisms: the model is equipped with manually liftable headrests. The height of the model with lifted headrests is 96 cm

Standard feet: PM1001, in mocha painted metal, h.17 cm, also available with shiny finish.

Density of seat and back

Markets	Seat	Back
I	35 Medium	23
D - NL - CH		
USA - California		
GB	35 fire retardant	25 fire retardant
Others	35 Medium	23

Note: when no values/contents are specified in the chart, please refer to 'Others' field/area.

Coverings

	suggested	not suggested	not possible
thick leathers	✓		
thin elastic leathers	✓		
natural leathers	✓		
fabric*	✓		
microfibre*	✓		
leather + split	✓		
DeLuxe			✓
multicovering			✓
multicolour			✓

Please note: for not removable models, only one colour fabric covers are available.

** fabrics and microfibers are not available for the U.K. market*

Multicovering / Components / Optional vers.



N.1_1AGO

Feet



PM1001

Ottoman



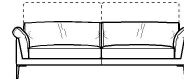
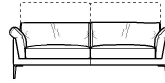
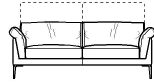
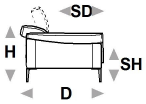
With the reservation of carrying for production purposes and without advanced notices modifications on the materials, coverings and dimensions of the product as indicated in the relevant specification. The given dimensions and volume are of indicative value being subject to the production process tolerances.

↑ fold following the dotted line ↑

elisir.cal 1060

Carelli

L Length - H Height - D Depth - SH Seat Height - SD Seat Depth
Dimensions refer to maximum sizes.



dimensions	L 112	L 190	L 210	L 230
version code	H71 D107 SH45 SD60 100	H71 D107 SH45 SD60 200	H71 D107 SH45 SD60 240	H71 D107 SH45 SD60 300
Description	chair	2 seater	2 1/2 seater	3 seater

↓ fold following the dotted line ↓