







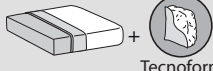



Sedie 356 - Archie



		-	
	Sedia 356 - Chair 356		Sedia Archie - Chair Archie
Rivestimento Upholstering (7)	Sfoderabile Removable	-	-
	Non sfoderabile Not removable	  	  
Imbottiture Padding (4-5-6)	 Tecnoform D.35kg/m³		 Tecnoform D.35kg/m³

INFORMAZIONI TECNICHE

Struttura: 1-2

Sedia 356: schienale in pannello di multistrati curvato in stampo, seduta in pannello di multistrati categoria E1.

Sedia Archie: schienale in pannello di multistrati curvato in stampo, seduta in pannello di multistrati categoria E1.

Molleggio: 2-3

Sedie 356: seduta in nastri elastici di fibra propilenica e lattice incrociati e meccanicamente pretensionati, schienale in legno multistrati.

Sedie Archie: seduta in nastri elastici di fibra propilenica e lattice incrociati e meccanicamente pretensionati, schienale in legno multistrati.

TECHNICAL INFORMATION

Structure: 1-2

356 chair: back in moulded curved plywood panel, seat in E1 category multilayer panel

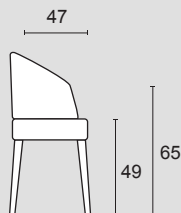
Archie chair: back in moulded curved plywood panel, seat in E1 category multilayer panel.

Springing: 2-3

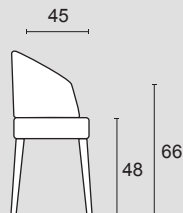
356 chairs: seat in elastic tapes of propylene fiber and latex crossed and mechanically pretensioned, back in plywood.

Archie chairs: seat in elastic tapes of propylene fiber and latex crossed and mechanically pretensioned, back in plywood.

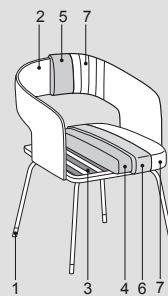
356



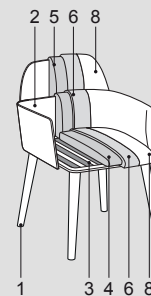
Archie



356



Archie



Piedini: - Feet:

legno 356



Grey wood (LE12)

legno optional 356



con maggiorazione
Noce canaletto (LE18)

metallo 356



Light brown (ME1)

metallo optional 356



con maggiorazione
Cromo nero (ME05)

legno Archie



Eucalipto (LE05)
Grey wood (LE12)