

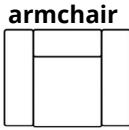
DETROIT - DUBLIN



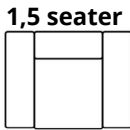
ELEMENTS



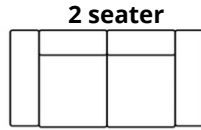
23 cm



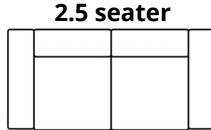
108 cm



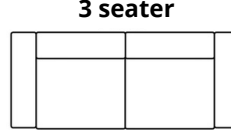
123 cm



168 cm

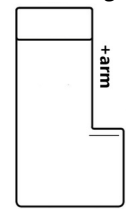


198 cm



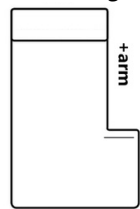
228 cm

AL-LK (arm left)
LK-AR (arm right)

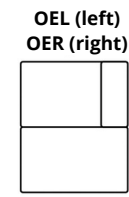


81 cm

AL-LG (arm left)
LG-AR (arm right)

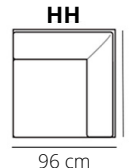


96 cm

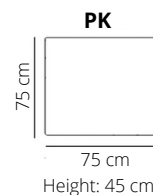


94 cm

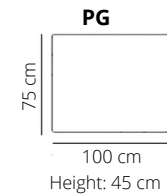
122 cm



96 cm

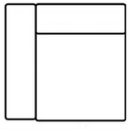


75 cm
Height: 45 cm



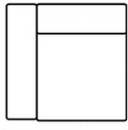
75 cm
Height: 45 cm

AL-1W (arm left)
1W-AR (arm right)



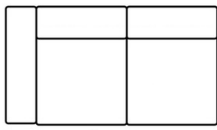
85 cm

AL-1,5W (arm left)
1,5W-AR (arm right)



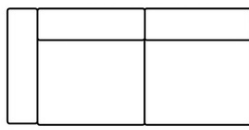
100 cm

AL-2W (arm left)
2W-AR (arm right)



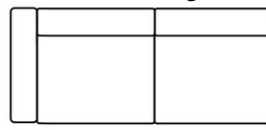
145 cm

AL-2,5W (arm left)
2,5W-AR (arm right)




175 cm

AL-3W (arm left)
3W-AR (arm right)




205 cm

1W



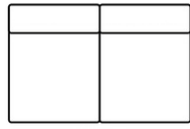
62 cm

1,5W




77 cm

2W




122 cm

2,5W



152 cm

3W



182 cm

STITCHING



pinched seam



DETROIT

straight arm
drawn in back cushion



DUBLIN

straight arm
flat back cushion

HEIGHT: 76 cm
DEPTH: 94 cm
SEAT DEPTH: 57 cm
SEAT HEIGHT: 44 cm
ARM HEIGHT: 59 cm

PRODUCT INFO

FRAME



pinewood



chipboard

FILLING

BACK



foam SG 28



fibre wool



elastic belts

SEAT



foam SG 40



fibre wool



no-sag springs