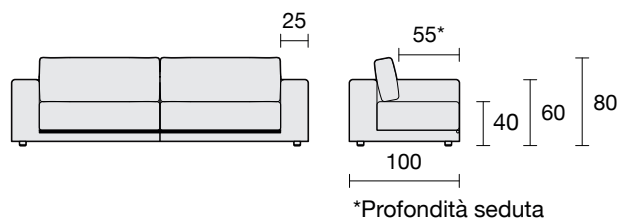


# Pitagora



## Caratteristiche del prodotto

Completamente sfoderabile nella versione in tessuto, in pelle solo i cuscini di seduta e schienale.

**Su misura:** non disponibile.

**Struttura portante:** legno massello, parti in agglomerato, pannelli di faesite e multistrato d'abete.

**Sistema di molleggio:** cinghie elastiche incrociate.

**Imbottitura seduta:** poliuretano espanso ECO ELAST 38 ed ECO SOFT 35, ricoperto con resinato accoppiato 200 gr.

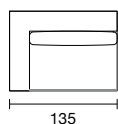
**Imbottitura schienale:** poliuretano espanso ECO ELAST 30 sul davanti e portante sul retro, ricoperto con resinato accoppiato 200 gr.

**Imbottitura cuscini:** mollapiuma canalizzata e ricoperta con sacca in cotone 100%.

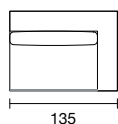
**Piedini:** in ABS antiscivolo H.4 cm con mozzone in metallo.

## Modularità

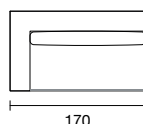
PITT135SX



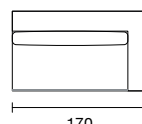
PITT135DX



PITT170SX



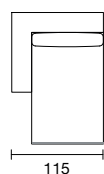
PITT170DX



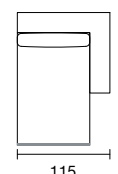
PITC090



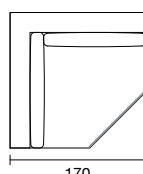
PITP165SX



PITP165DX



PITA170



PITPF100

