



Composition:
21 / 28
Cover:
30 Q2 Oasis polar

with metal feet optionally in
- stainless steel look brushed,
- anthracite (powder-coated) or
- bronze (powder-coated)

ULTIMA

headrest manual
and heart balance position possible

1077



Composition 77/86:

- seat depth adjustment on the short side (77)
- seat depth adjustment in both seats (86)



Variant 86

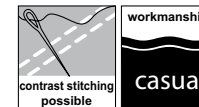
- electric leg rest adjustment
- electric seat depth adjustment
- heart balance position (optional)

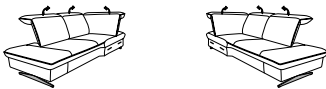

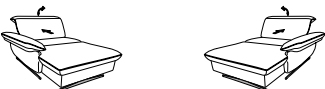














Variant 21

- electric leg rest adjustment in the outer seat
- electric seat depth adjustment
- headrest manual

Model plan 1077



end elements with integrated corner element	end elements	recamieres	Sofas	footstool
 <p>91 92 W/D/H: 107/245/87 • headrest manual</p>	 <p>87 88 W/D/H: 202/108/87 • el. leg rest adjustment • el. seat depth adjustment • headrest manual</p>	 <p>27 28 W/D/H: 129/187/87 • el. seat depth adjustment • headrest manual</p>	<p>BIGSOFA</p>  <p>52 W/D/H: 254/108/87 • el. leg rest adjustment • el. Sitztiefenverstellung • headrest manual</p>	 <p>03 W/D/H: 107/71/45</p>
 <p>77 78 W/D/H: 107/245/87 • el. seat depth adjustment on the short side • headrest manual</p>	 <p>85 86 W/D/H: 172/108/87 • el. leg rest adjustment • el. seat depth adjustment • headrest manual</p>	 <p>25 26 W/D/H: 114/187/87 • el. seat depth adjustment • headrest manual</p>	 <p>82 W/D/H: 224/108/87 • el. leg rest adjustment • el. seat depth adjustment • headrest manual</p>	
	 <p>21 22 W/D/H: 202/108/87 • el. leg rest adjustment in the outer seat • el. seat depth adjustment • headrest manual</p>		 <p>81 W/D/H: 194/108/87 • el. leg rest adjustment • el. seat depth adjustment • headrest manual</p>	
	 <p>19 20 W/D/H: 172/108/87 • el. leg rest adjustment in the outer seat • el. seat depth adjustment • headrest manual</p>		 <p>62 W/D/H: 224/108/87 • headrest manual</p>	
	 <p>49 50 W/D/H: 127/108/87 • el. leg rest adjustment • el. seat depth adjustment • headrest manual</p>		 <p>61 W/D/H: 194/108/87 • headrest manual</p>	

- all electrical elements can be operated with rechargeable batteries!